

Series MTX 968

Ohmic range (400 Ω - 30 GΩ), up to 54 kV operating voltage


A Miba Group Company

1/1

The MTX 968 resistor series is designed for use in voltage dividers, medical equipment, electrostatic devices, measuring equipment and current limiting devices where high stability, low TCR, high ohmic values and high short-term loads are required.

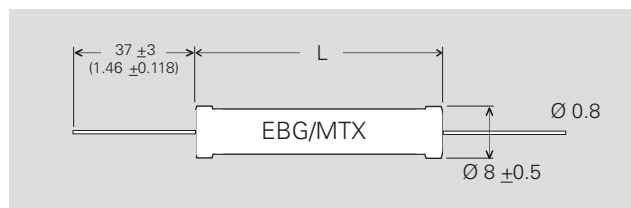
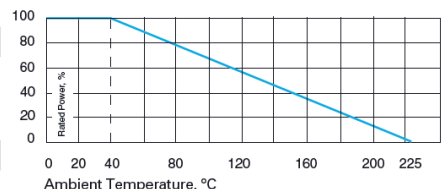
Features

- up to 54 kV operating voltage
- Tolerance range ±0.1% to ±10 %
- Ohmic range 400 Ω to 30 GΩ
- Non-Inductive design
- ROHS compliant



Technical Specifications

Resistance value	400 Ω ≤ 30 GΩ (see model specifications)
Resistance tolerance	±0.1 % to ±10 %
Temperature coefficient	±15 ppm/°C to ±200 ppm/°C (at +85°C ref. to + 25°C) lower TCR on special request for limited ohmic values
Max. Operating temperature	-55°C to +225°C
Dielectric strength	> 1,000 V (25°C, 75% relative humidity)
Load life	ΔR/R 0.5% max., 1,000 hours at rated power
Moisture resistance	ΔR/R 0.25% max.
Thermal shock	ΔR/R 0.25% max.
Encapsulation	standard coating: silicone conformal (A) we recommend 2xpolyimide coating (P) for use in oil and potted applications (ask for details) other coatings available on special request
Lead material	copper wire, gold-plated
Weight	depending on model no. (ask for details)



How to make a request

Model no._Ohmic Value_Tolerance_TC

For example:

MTX 968.3 36M 10% 100ppm

Example for optional coating:

MTX 969.15 100M 1% 100ppm 2xpolyimide coating

Model Specifications

Model no.	P Wattage 40 °C	V KVdc A in air	V KVdc P in air	V KVdc P in oil	Resistance values				L in mm
					Tolerance 1 – 10% TC ppm / °C 200	Tolerance 0.5 – 10% TC ppm / °C 100	Tolerance 0.25 – 10% TC ppm / °C 50	Tolerance 0.1 – 10% TC ppm / °C 25, 15	
968.2	3.8	9	5.4	2 to 5 times voltage (A), depending on quality of isolation oil	400 R – 10 G	400 R – 1 G	400 R – 1 G	60 K – 500 M	27 ± 1
968.3	5	12	7.2		500 R – 15 G	500 R – 1.5 G	500 R – 1.5 G	80 K – 750 M	37 ± 1
968.5	7.5	18	11		900 R – 20 G	900 R – 2 G	900 R – 2 G	120 K – 1 G	52 ± 1
968.7	10	24	14.4		1.2 K – 30 G	1.2 K – 3 G	1.2 K – 3 G	180 K – 1.5 G	78 ± 1.5
968.10	12.5	36	21.6		1.7 K – 30 G	1.7 K – 4 G	1.7 K – 3 G	240 K – 2 G	103 ± 1.5
968.12	15	42	25.2		2.6 K – 30 G	2.6 K – 5 G	2.6 K – 3 G	300 K – 2 G	128 ± 2
968.15	17	54	32.4		3.2 K – 30 G	3.2 K – 6 G	3.2 K – 3 G	350 K – 2 G	153 ± 2

Our resistors are designed for operating in air and non-aggressive atmospheres.

For special applications (i.e. oil, casting, molding, SF6, etc.), please contact our local EBG representative or contact us directly.

The above spec. sheet features our standard products. For further options please contact our local EBG representative or contact us directly.